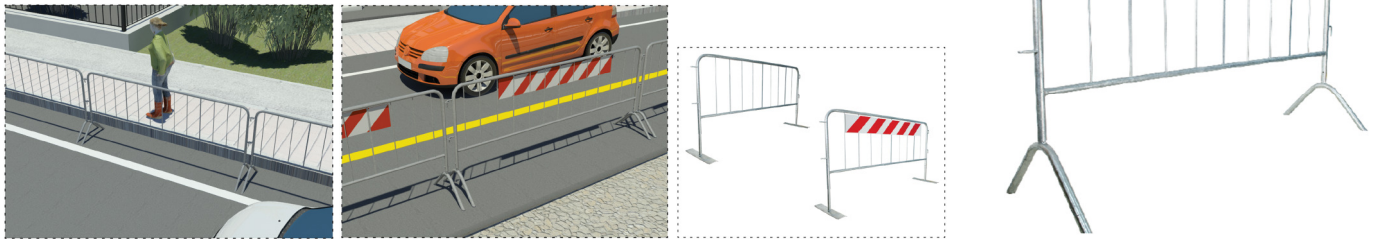





110x200 cm Road Barrier



1

	Dimensions (H / L / W): barrier: 110 x 200 x 3 cm		Construction materials: iron
	Weight: without panel with legs 10 kg with panel with legs 12,3 kg		External surface treatments: hot galvanized

Code: 909040036
barrier with normal leg
Code: 909040040
barrier with normal leg and engineer grade panel



/ Product Description /

The modular barrier is made of galvanized tubular iron.

The barrier is composed of a superior part (delimiting barrier) with vertical links and with two adjustable legs that guarantee the stability on the ground.

The legs can be oriented of 90° without being removed. On the lateral side are present some connections in order to join more barriers together and making them resistant to the hurts.

/ Working Description /

The modular barriers with height 110 cm can be used to delimit working zones, stores, pedestrian crossings, etc.....

/ Mechanical characteristics /

- Modular tubular barrier with diameter of 32 x thickness 2mm; lower horizontal tubular cross with diameter of 25 x thickness 2 mm.
- Cylindrical connections with diameter of 8 mm and plate 12 x thickness 4 mm (for the installation of the 20x150 cm reflective panel).
- Cylindrical anti-slip connections with diameter of 10 mm.
- Inferior legs made of iron tubular with diameter of 32 x thickness 2 mm with bracket for installing it on the barrier, fixing by M8 screw.

/ Technical Information /

The barriers can be furnished with "normal" legs or with surmountable legs.

Code: 909040017

Maximum overall dimensions of the normal legs:

- Height 40 cm
- Width 60 cm
- Thickness 3,2 cm
- Weight 0,9 kg

Code: 909040025

Maximum overall dimensions of the surmountable legs (Rome type):

- Height 40 cm
- Width 50 cm
- Thickness 10 cm
- Weight 1,5 kg



In order to increase the visibility during the night a refractive white/red class I panel is installed on the barrier oriented at 45°.

Code: 909040030

Maximum overall dimensions of the reflective panel:




- Height 20 cm
- Width 150 cm
- Thickness 1 mm
- Weight 2,4 kg

/ Packaging /

 (pallet - 30 pcs) Without leg	Dimension: 100x210x h 110 cm weight: 315 kg
 (pallet - 30 pcs) Without leg	Dimension: with panel 100x210x h 110 cm weight: 380 kg

/ Norms /

- Article 21 of the Road Code
- Article 30 - 31 - 32 of Regulation Enforcement and implementation of the Road Code

accessories	 Code: 909040017
 Code: 909040025	 Code: 909040030